

Goat Anti-Rabbit IgG(H&L)[HRP], pAb

Cat.No:DTA0252

DESCRIPTION

Name	Goat Anti-Rabbit IgG(H&L)[HRP], pAb
Immunogen	Rabbit IgG (H&L)
Host Species	Goat
Specificity	This antibody can recognize Rabbit IgG.
Form	Liquid
Concentration	1 mg/ml
Storage Buffer	1×PBS, pH7.4, containing 1% BSA, 0.03% Proclin 300 and 50% glycerol.
Conjugate	Horseradish peroxidase (HRP)
Clonality	Polyclonal
Isotype	Goat IgG
Shipping and Storage	Shipped in ice bag. For long term storage, store it at -20°C. Avoid repeated freezing and thawing cycles.
Expiration Date	Specified on product label.

Applications

Application	Recommended Usage
ELISA	1:20,000–1:50,000
Western Blot	1:20,000–1:40,000
Other applications	User-optimized

Examples

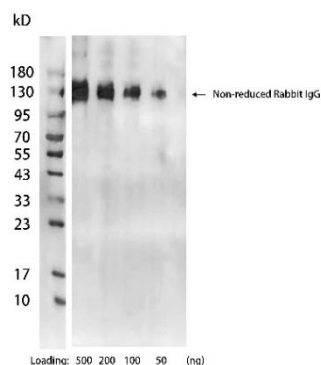


Figure 1. Rabbit IgG was detected by Western blot using Mouse Anti-Rabbit IgG Antibody[HRP], mAb

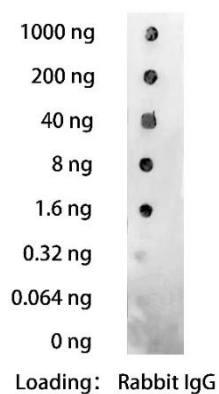


Figure 2. Rabbit IgG was detected by Dot blot using Mouse Anti-Rabbit IgG Antibody[HRP], mAb

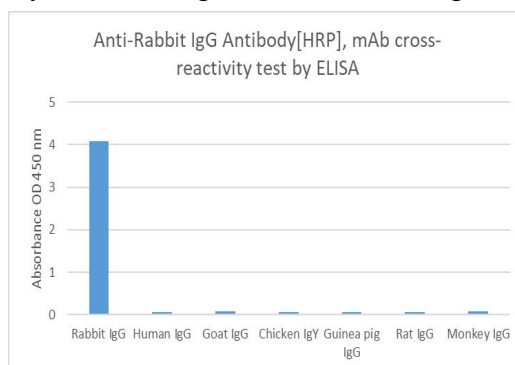


Figure 3. Variety of immunoglobulin G were tested in ELISA with Mouse Anti-Rabbit IgG Antibody[HRP], mAb . It had no cross-reactivity with human IgG, goat IgG, chicken IgY, guinea pig IgG, mouse IgG, rat IgG and monkey IgG.

感谢您选择德泰生物，我们竭诚为您服务！

For Research Use Only!